

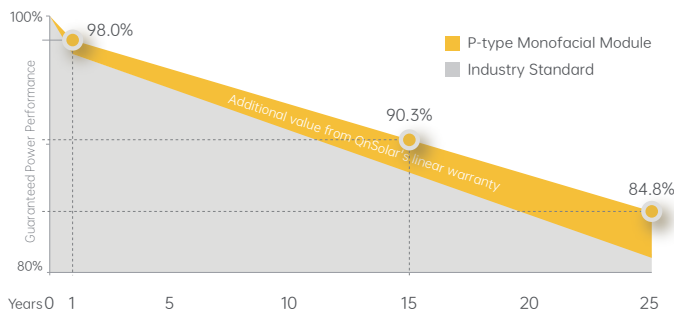
QNM182-HS-78

585-610W

Monofacial PERC Half-Cell Module

Max Efficiency 21.82%

LINEAR PERFORMANCE WARRANTY



Linear power guarantee over 84.8% power output after 25 years

12~30 years

Product materials and process warranty

25 years

Linear power warranty

< 2%

First year power degradation

< 0.55%

Year 2~25 power degradation



0~+5W positive power tolerance peak power output ensures the reliability of the module.



Effectively reduces the loss of up to 2% caused by mismatch and maximizes the output power of the system.



The module shows excellent weak light performance in the morning, evening and cloudy days.



Improved cell technology and selected materials make the module has good PID resistance.



The module can withstand wind load of up to 2400Pa and snow load of 5400Pa.


COMPREHENSIVE CERTIFICATES

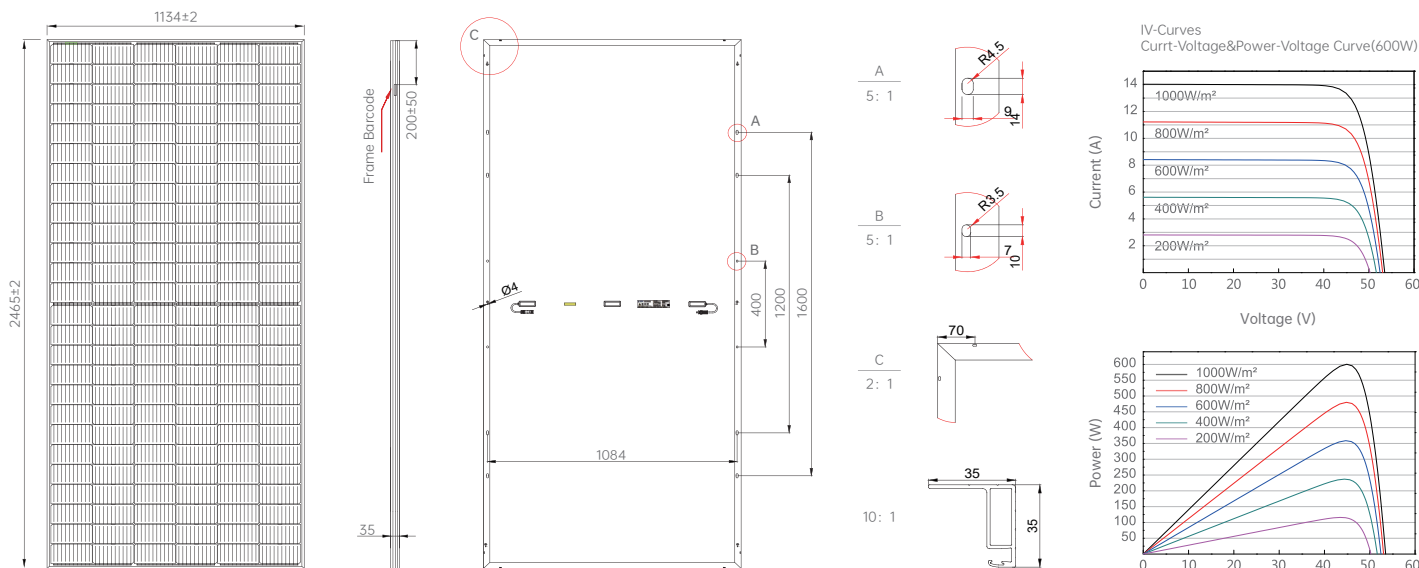


• IEC 61215, IEC 61730 • UNI9177 • ISO 9001:2015 • ISO 14001:2015 • ISO 45001:2018

* Different markets have different certification requirements. Also, the products are under rapid innovation. Please confirm the certification status with regional sales representatives.

PERFORMANCE INSURANCE





ELECTRIC CHARACTERISTICS

Module Type	QNM182-HS585-78	QNM182-HS590-78	QNM182-HS595-78	QNM182-HS600-78	QNM182-HS605-78	QNM182-HS610-78
STC Peak Power - Pmax(Wp)	585	590	595	600	605	610
Optimum Working Voltage - Vmp(V)	44.69	44.90	45.11	45.28	45.45	45.65
Optimum Working Current - Imp(A)	13.09	13.14	13.19	13.25	13.31	13.36
Open Circuit Voltage - Voc(V)	53.53	53.78	54.04	54.30	54.55	54.80
Short Circuit Current - Isc(A)	13.56	13.61	13.66	13.71	13.76	13.81
Module Efficiency (%)	20.93	21.11	21.29	21.46	21.64	21.82

STC (Standard Testing Conditions): Irradiance 1000W/m², Cell Temperature 25 °C , Spectra at AM1.5.

MECHANICAL PARAMETERS

Cell Type	P-type PERC Monocrystalline
Number of Half Cells	156 (2×78)
Module Size	2465mm × 1134mm × 35mm
Weight	30.6kg
Glass	3.2mm Coated tempered glass
Frame	Anodized aluminum alloy
Junction Box	IP68 standard (3 bypass diode)
Output Cable	TUV (2pfg1169:2007) 4mm²/1400mm
Connector	MC4 or (Compatible with MC4)
Hailstone Test	25mm Hailstone at the speed of 23m/s
Mechanical Load	Max. Snow load 5400 Pa, Max. Wind load 2400 Pa

NOCT : Irradiance 800W/m², Ambient Temperature 20°C , Spectra at AM1.5, Wind at 1m/s.

TEMPERATURE CHARACTERISTICS

Nominal Operating Cell Temperature (NOCT)	45±2°C
Temperature Coefficient of Pmax	-0.32%/°C
Temperature Coefficient of Voc	-0.26%/°C
Temperature Coefficient of Isc	0.052%/°C
Power Tolerance (W)	0~+5
Maximum Series Fuse Rating	25 A
Maximum System Voltage	DC1500V
Operating Module Temperature	-40°C ~ +85°C

PACKING CONFIGURATION (40'HC)

496 pcs / container , 16 pallets , 31 pcs / pallet



Web: www.qn-solarpv.com E-mail: info@qn-solarpv.com

* The technical parameters contained in this datasheet may deviate slightly, and QnSolar does not guarantee that they are completely accurate. Due to continuous innovation, research and development and product improvement, QnSolar reserves the right to adjust the information in this datasheet at any time without prior notice. The customer should obtain the latest version of datasheet when signing the contract and make it an integral part of the binding contract signed by both parties. The Chinese (or other language) translation files of this datasheet are for reference only. If there is any inconsistency between the English version and the Chinese version (or other language versions), the English version shall prevail.



View Our Web