

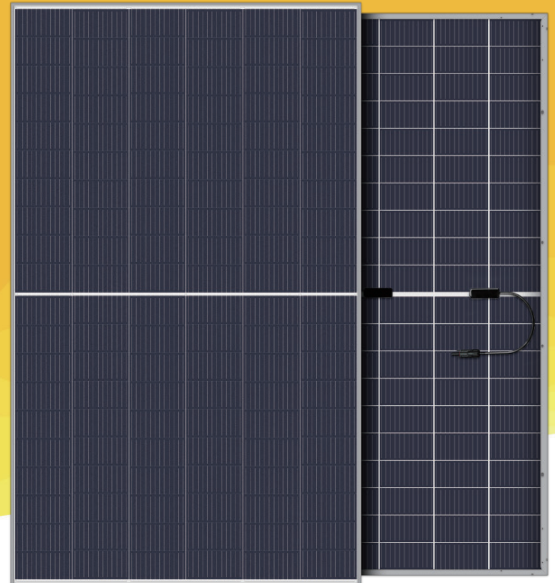


QNH210-HG-60

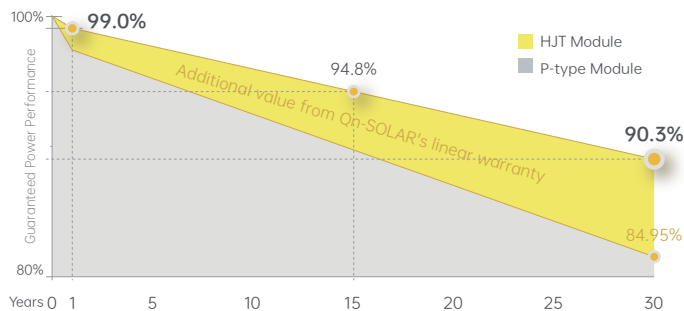
640-660W

HJT N-type Bifacial Half-Cell Module

Max Efficiency 23.32%



LINEAR PERFORMANCE WARRANTY



Linear power guarantee over 90.3% power output after 30 years

20~30 years

Product materials and process warranty

30 years

Linear power warranty

< 1%

First year power degradation

< 0.3%

Year 2~30 power degradation

COMPREHENSIVE CERTIFICATES



• IEC 61215, IEC 61730 • UNI9177 • ISO 9001:2015 • ISO 14001:2015 • ISO 45001:2018

* Different markets have different certification requirements. Also, the products are under rapid innovation. Please confirm the certification status with regional sales representatives.



Bifaciality up to 90% and a power generation gain of 7%-30% on the back side.



Bifacial modules can adapt to all kinds of harsh environment, and higher fire rating.



The lower temperature coefficient and better low irradiance performance of HJT technology can effectively reduce LCOE.



0~+3% positive power tolerance peak power output ensures the reliability of the module.




The module shows excellent weak light performance in the morning, evening and cloudy days.

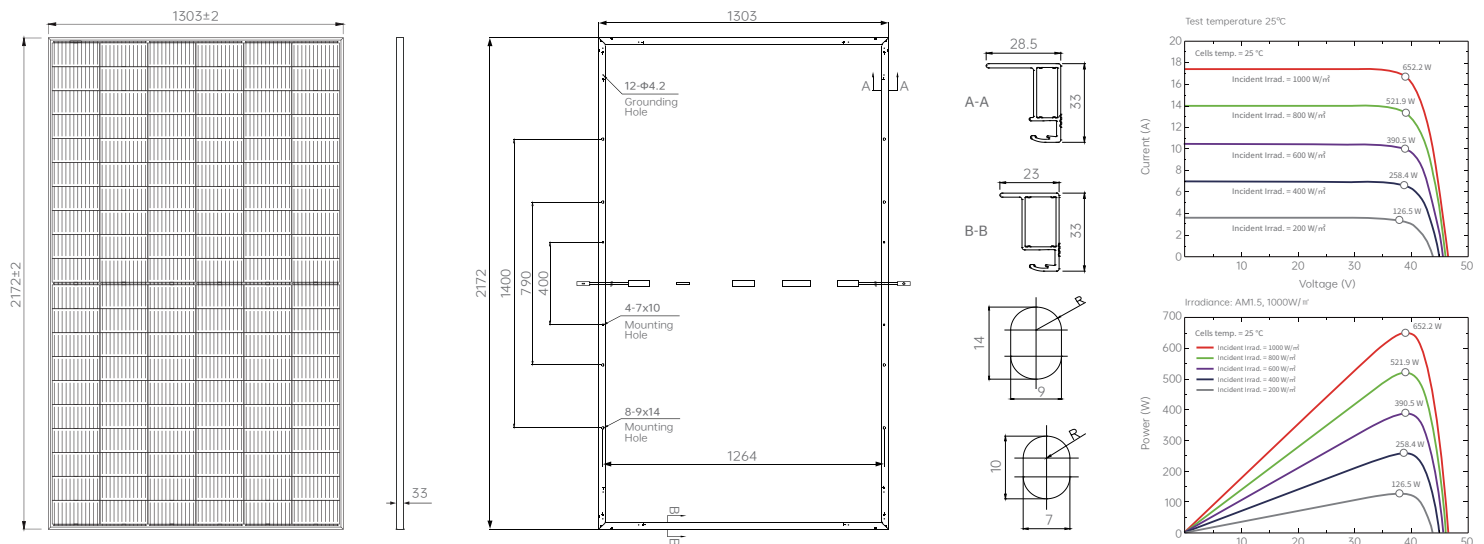


Improved cell technology and selected materials make the module has good PID resistance.

PERFORMANCE INSURANCE



MODULE DIMENSIONS (mm)



ELECTRIC CHARACTERISTICS (STC)

Module Type	QNH210-HG640-60	QNH210-HG645-60	QNH210-HG650-60	QNH210-HG655-60	QNH210-HG660-60
STC Peak Power - P_{max}(Wp)	640	645	650	655	660
Optimum Working Voltage - V_{mp}(V)	38.35	38.51	38.67	38.83	38.99
Optimum Working Current - I_{mp}(A)	16.69	16.75	16.81	16.87	16.93
Open Circuit Voltage - V_{oc}(V)	45.65	45.83	46.00	46.18	46.35
Short Circuit Current - I_{sc}(A)	17.49	17.55	17.61	17.67	17.73
Module Efficiency (%)	22.61	22.79	22.97	23.14	23.32

STC (Standard Testing Conditions): Irradiance 1000W/m², Cell Temperature 25 °C , Spectra at AM1.5.

INTEGRATED POWER @STC (REFERENCE TO 640W FRONT)

Power Gains	5%	10%	15%	20%	25%
Max Outout Power - P_{max} (Wp)	672	704	736	768	800
Maximum Power Voltage - V_{mp}(V)	38.35	38.35	38.35	38.35	38.35
Maximum Power Current - I_{mp}(A)	17.52	18.36	19.19	20.03	20.86
Open Circuit Voltage - V_{oc}(V)	45.65	45.65	45.65	45.65	45.65
Short Circuit Current - I_{sc}(A)	18.36	19.24	20.11	20.99	21.86

Rear side power gain: The additional gain from the rear side compared to the power of the front side at the standard test condition. It depends on mounting (structure, height, tilt angle etc.) and albedo of the ground.

MECHANICAL PARAMETERS

Cell Type	HJT N-type
Number of Half Cells	120 pcs (2×60)
Module Size	2172 × 1303 × 33mm
Weight	34.5 kg
Glass	Dual, 2.0mm Coated tempered glass
Frame	Anodized aluminum alloy
Junction Box	IP68 standard (3 bypass diode)
Output Cable	TUV (2pfg1169:2007) 4mm ² /1200mm
Connector	MC4 or (Compatible with MC4)
Hailstone Test	25mm Hailstone at the speed of 23m/s
Mechanical Load	Max. Snow load 5400 Pa, Max. Wind load 2400 Pa

NOCT: Irradiance 800W/m², Ambient Temperature 20°C , Spectra at AM1.5, Wind at 1m/s.

TEMPERATURE CHARACTERISTICS

Nominal Operating Cell Temperature (NOCT)	44±2 °C
Temperature Coefficient of P_{max}	-0.24 %/°C
Temperature Coefficient of V_{oc}	-0.22 %/°C
Temperature Coefficient of I_{sc}	+0.047 %/°C
Power Tolerance (W)	0~+3%
Maximum Series Fuse Rating	35 A
Maximum System Voltage	DC 1500V
Operating Module Temperature	-40°C ~ +85°C
Fire Rating	Class C

PACKING CONFIGURATION (40'HC)

594 pcs / container , 18 pallets , 33 pcs / pallet

